

Fox Thermal Instruments, Inc.

399 Reservation Road, Marina, CA 93933

centro@centromemphis.com

Application Data Sheet

Model 10A Flowmeters

Rev. 09/08/2008

CUSTOMER INFORMATION

Company Name and Address:	P.O. Number:	S.O. Number:(Fox info)
	Tag Number: (20 characters maximum)	
Phone:	Comments:	
Contact:		
Email Address:		

PROCESS DETAILS

Application Description
Describe type of application (e.g. boiler feed, flare gas, etc.).

Gas Information
Gas Name: _____

Mixed Gas Information
Please attach a composition sheet or fill in composition below. Total composition must add up to 100%.
 % Volume (moles) % Weight (mass)

Process Conditions

	Minimum	Nominal	Maximum	Units
Flow Rate:	_____	_____	_____	_____
Temperature:	_____	_____	_____	_____
Pressure:	_____	_____	_____	_____

INSTRUMENT DETAILS

Flowmeter and Display Orientation - See Code Sheet

<input type="checkbox"/> D1	<input type="checkbox"/> D4	<input type="checkbox"/> D7
<input type="checkbox"/> D2	<input type="checkbox"/> D5	<input type="checkbox"/> D8
<input type="checkbox"/> D3	<input type="checkbox"/> D6	<input type="checkbox"/> N/A for Remote

Display

Display flow rate only
 Alternate between flow rate, total, & elapse time*

* Alternate mode only available when minute or hour flow rate time units are used (i.e. SCFM, NM3H; not SFPS, NMPS).

Flow Rate 4 to 20 mA Scaling and Display Units Selection

Output Units: SCFM NLPM lb/hr
 SCFH SFPM lb/min
 NM3HR kg/hr

4 mA Value: _____ (Normally Zero)
20 mA Value: _____

Alarm Set Points: _____

Standard Temperature and Pressure (STP)

Standard: 70°F and 14.7 psia
 0°C and 760mm Hg

Other (indicate units): _____ and _____

PIPING INFORMATION AND STRAIGHT PIPE REQUIREMENTS

Pipe size _____ Schedule _____ Pipe ID* _____ Duct Dimensions* _____

* An accurate pipe/duct inside diameter required for Insertion Flowmeter applications to ensure correct flow rate calculation.

Insertion Flowmeters: Fox recommends 15 pipe diameters of straight pipe upstream of the flowmeter and 10 diameters downstream.

Inline Flowmeters: Fox recommends 8 pipe diameters of straight pipe upstream of the flowmeter and 4 diameters downstream.

If you do not have the recommended straight pipe please enter for your application:

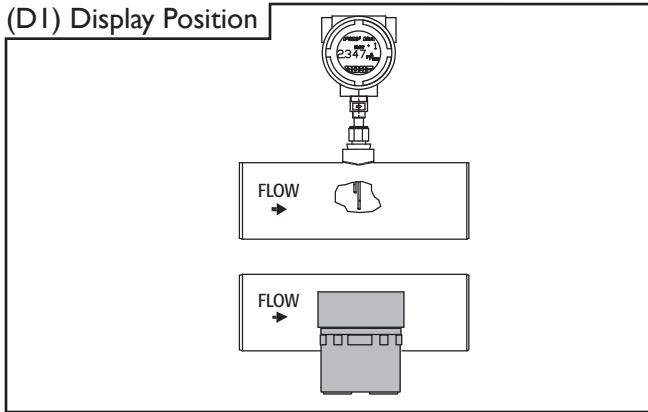
_____ straight pipe diameters upstream of the flowmeter.

_____ straight pipe diameters downstream of the flowmeter.

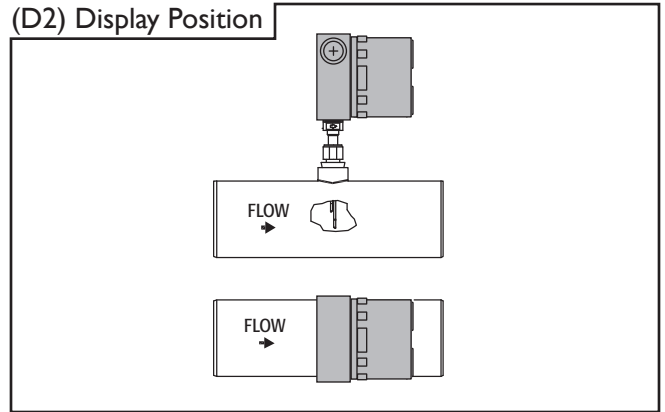
Rep/Distributor:

Contact:

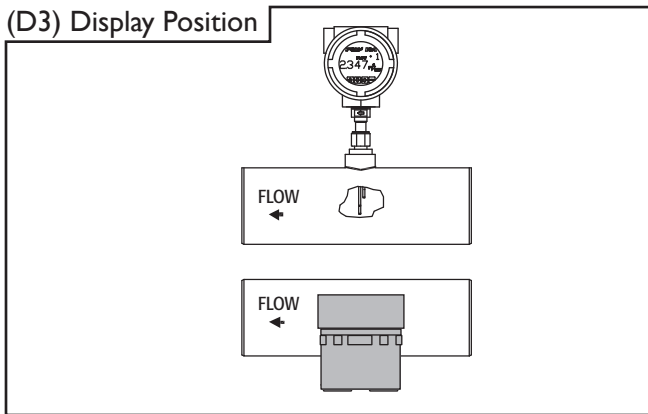
(D1) Display Position



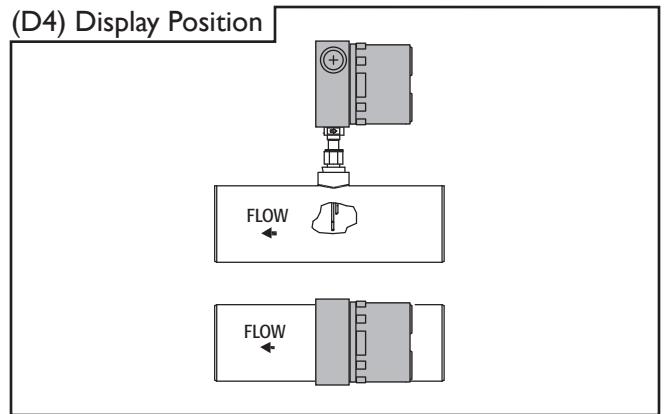
(D2) Display Position



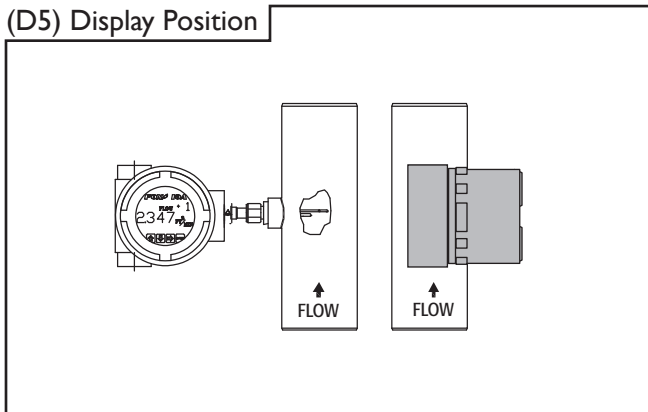
(D3) Display Position



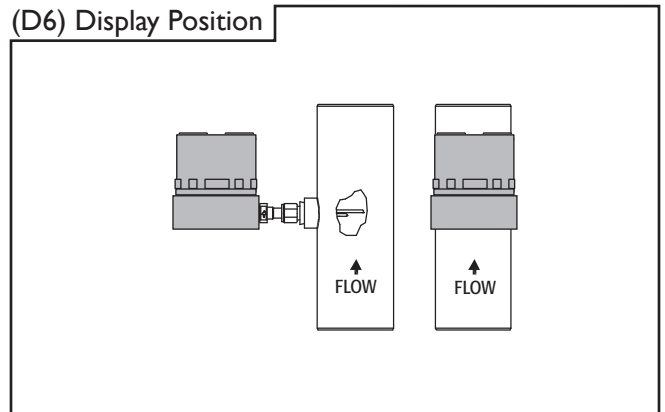
(D4) Display Position



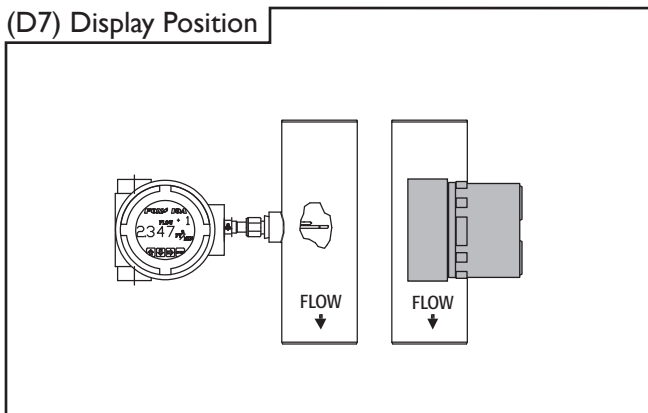
(D5) Display Position



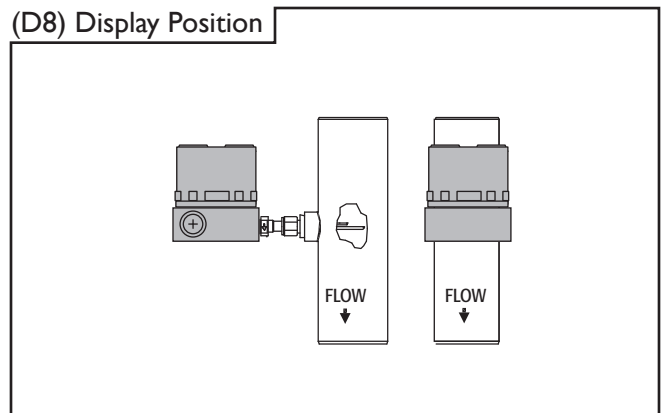
(D6) Display Position



(D7) Display Position



(D8) Display Position



Fax

To: Centro, Inc.	From:
Fax: 901-357-1379	Pages:
Phone: 800-344-3286	Date:
Re:	cc:

Please fill out this specification form and fax to one of the three locations:

Memphis: 901-357-1379

Little Rock: 501-835-2277

Nashville: 615-255-2212